Prompt Inquiry
a project of the Ishmael Policy Institute

WORKING PAPER NO. 2026-12 SPORTS AND INSTITUTIONS

Bayern, Barcelona, Juventus, Real Madrid — and Then Porto

Weigh Europe's 821 league titles since 1992–93 by how strong each league was that season, and the Big Five's giants fill the top four. Porto is the only outsider in the top six, 0.01 ahead of Manchester United.

RESEARCH QUESTION

Which European soccer leagues and clubs have been most successful since a common modern era — and which clubs have done the most with the least?

Prompted and verified by **Patrick Ishmael**, Founding Prompter, for Prompt Inquiry, a project of the Ishmael Policy Institute. Drafted with AI assistance (Claude and Mia; review by Mack and Action Claude) under the prompter's direction.

PAPER
WP 2026-12 · v1.0

PUBLISHED
November 27, 2026

LAST UPDATED
November 27, 2026

Public research, not legal, financial, tax, or other professional advice.

Sources, method, and corrections published with the study.

CONTENTS

Bayern, Barcelona, Juventus, Real Madrid — and Then Porto

	About this paper	3
	The question	4
	What we found	4
1	Why 1992–93, and one start for everyone	5
2	One league title per league per season	6
3	UEFA's coefficient, year by year	7
4	Strength-weighted titles, all 25 leagues	9
5	How many champions, and what a title was worth	12
6	The Champions League, the second championship	14
	Other ways to count	14
7	Counting 2nd, 3rd and 4th places	15
8	Titles per million residents	19
9	Leagues that joined UEFA late	21
10	Back to 1955–56, unweighted	22
11	Where the weight could mislead	24
12	Gaps and cautions	25
13	How the numbers were built	26
14	Sources	26
	Disclosures and citation	28

FIGURES

1	Strength-weighted league titles, 1992–93 to 2024–25: the top 20 clubs	5
2	League strength, year by year: seven leagues' UEFA five-year coefficient as a share of the strongest league...	8
3	What a league title was worth: average weight per title, by league, 1992–93 to 2024–25	11
4	Most with the least: league titles per million people in the club's metro area, 1992–93 to 2024–25	19

ABOUT THIS PAPER

Research brief

RESEARCH QUESTION

Which European soccer leagues and clubs have been most successful since a common modern era — and which clubs have done the most with the least?

METHOD AND SOURCES

The study's "How the numbers were built" section gives the weight's formula and the data files that reproduce every weighted figure; "Where the weight could mislead" gives the strongest objections; "Gaps and cautions" states what could not be settled. Sources are listed in full, with links where available, at the end of the study.

STARTING VIEW

From the research brief, the rules Patrick set before any number was run: league strength must be ranked "over time, year by year — a strong league today may have been weak 10, 15, or 20 years ago," and it must rest on UEFA's own official association coefficient, not on a third party's proprietary rating.

OPENING PROMPT

From the research brief: "Which European soccer leagues and clubs have been most successful since a common modern era, in the same spirit as the Major League Champions list for US professional leagues — and which clubs have done the most with the least?" Over November 27, 2026 the question grew from the Big Five to 17 and then 25 leagues, and added finishes below first, a partial-window check and the 1955–56 long view; each decision is stated in the study. The exact wording of the first prompt was not saved.

AI TOOLS AND VERIFICATION

Primary agents. Claude (Claude by Anthropic): research, analysis, figures and drafting; **Mia** (Muse by Meta): research brief, coordination and checks.

Contributing agents. Mack (Grok by xAI): independent verification: rebuilt the weighting from the data files and re-scraped the coefficients, and page review, Nov. 27; **Action Claude** (Claude by Anthropic): independent verification and page review, Nov. 27.

Verification: the prompter is responsible for verifying the evidence this study rests on. Its sources and data are published so any reader can check the findings.

The question

Which European soccer leagues and clubs have been the most successful since a common modern era began, in the same spirit as this project's count of American major-league champions? And which clubs have done the most with the least?

The American count could treat every title in a league as equal, because each league is one competition. Europe is different. Every country runs its own league, and the leagues are not equally strong: a Spanish title and an Armenian title are both one title, but they are not the same achievement. Patrick set two rules before any number was run. League strength must be measured **year by year**, because a league that is strong today may have been weak 10, 15 or 20 years ago. And it must rest on **UEFA's own official association coefficient**, the measure UEFA uses to decide how many clubs each country sends to its competitions, rather than on a private company's rating.

READ THIS FIRST: TWO NUMBERS FOR EVERY CLUB

Strength-weighted titles are the headline. Each league title counts as its league's UEFA coefficient that season divided by the strongest league's, so a title in the strongest league that year counts 1.00 and a title in a league half as strong counts 0.50.

Unweighted titles sit alongside, always, so no one has to take the weight on trust.

Finishes (2nd, 3rd and 4th places) and a per-resident index are separate tables, not part of the headline.

What we found

Across 25 European leagues and the 33 seasons from 1992–93 to 2024–25, 821 league titles were awarded. Weighted by each league's strength in the season it was won, Bayern Munich lead with 16.23, from 22 German titles, ahead of Barcelona (14.41), Juventus (11.00) and Real Madrid (10.13). The 25 leagues are the study's scope, not a census of European football (section 1). Porto, fifth with 9.57 from 18 Portuguese titles, are the only club from outside England, Spain, Italy, Germany and France in the top six; they edge Manchester United by 0.01. The weight matters most for the long runs in smaller leagues: Olympiacos's 23 Greek titles, the second-most of any club, weigh 8.80 (7th), and Dinamo Zagreb's 25 Croatian titles, the most of any club, weigh 5.72 (17th). Per resident, Rosenborg did the most with the least: 20 Norwegian titles from a Trondheim metro area of about 264,000 people. In the Champions League, Real Madrid won 9 of the era's 33 titles and every final they reached.

16.23
Bayern Munich's strength-weighted league titles, the most in Europe's modern era, from 22 German titles in 33 seasons.

9.57
Porto's weighted total, 5th, from 18 Portuguese titles: the only club outside the Big Five in the top six, and 0.01 ahead of Manchester United, a near-tie.

25 → 5.72
Dinamo Zagreb's 25 Croatian titles, the most of any club, weigh 5.72 (17th). Olympiacos's 23 weigh 8.80 (7th).

0.916 vs 0.045
the average weight of a Spanish league title against an Armenian one: about twenty to one. The Big Five fill the top five places.

75.6
Rosenborg's league titles per million metro residents, the most of any ranked club and about 1.9 times Club Brugge's 40.5.

9 of 9
Champions League finals won by Real Madrid in the era, more than double any other club's titles. Only Porto (2004) and Ajax (1995) won it from outside the Big Five.

FIGURE 1

Strength-weighted league titles, 1992–93 to 2024–25: the top 20 clubs

Each domestic league title counts as its league's UEFA five-year coefficient that season divided by the strongest league's. Unweighted titles at right.

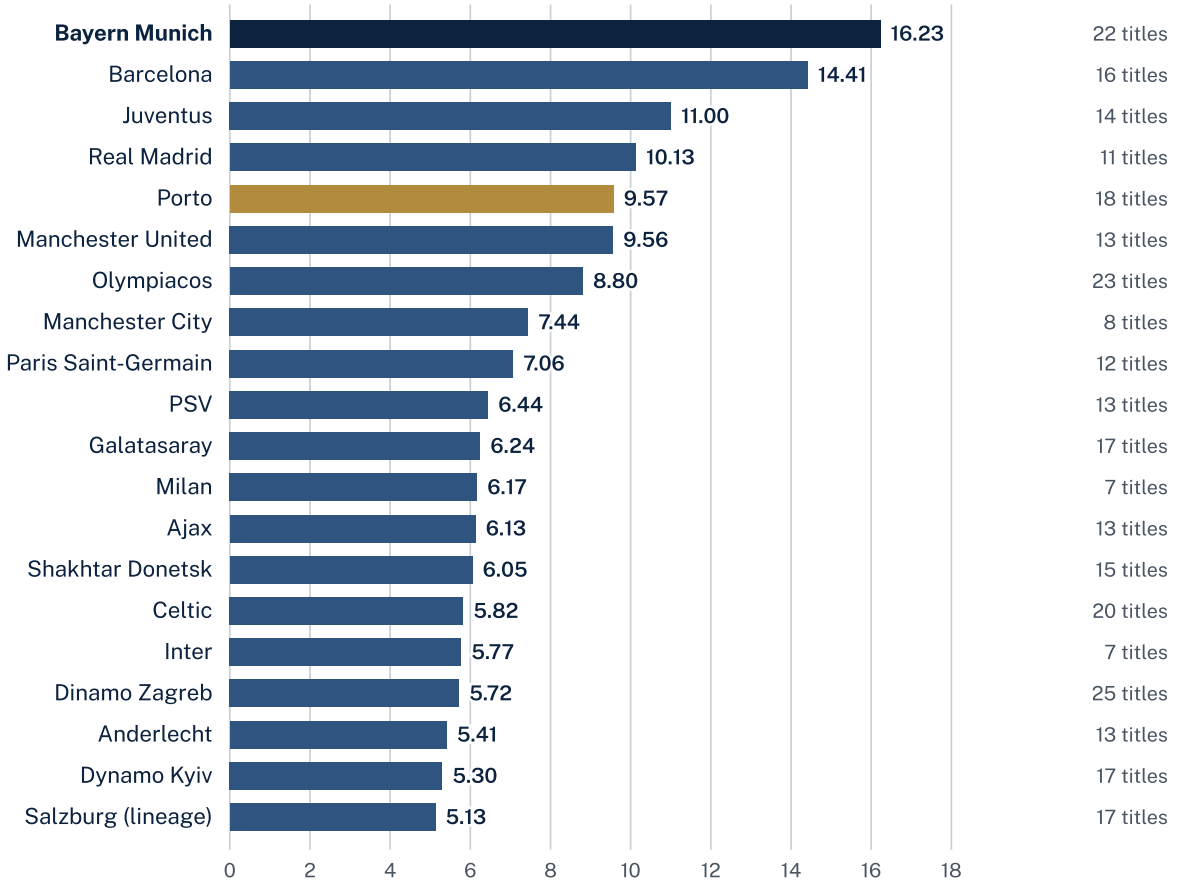

Reading it: Bayern's 22 titles in 33 seasons weigh 16.23; Olympiacos's 23 weigh 8.80, because their titles averaged a weight of about 0.38: Greece's coefficient against the strongest league's in each season they won. Porto (gold) is the only club from outside the Big Five in the top six. Among the 25 leagues in scope, not all of Europe. Porto and Manchester United are 0.01 apart; do not read that order as a firm gap.

1 · THE WINDOW

Why 1992–93, and one start for everyone

The American count began each league in its own modern era. Here one start date fits every league: 1992–93. That season the Premier League launched and the European Cup became the Champions League, and it sits just before the 1995 Bosman ruling opened the free-movement, television-money era that European soccer still lives in. A single start also avoids comparing leagues founded at very different times: England's league dates to 1888, Germany's Bundesliga only to 1963.

The window runs 33 seasons, through 2024–25. The first European Cup season, 1955–56, is kept as a long view in section 10, unweighted and apart from the headline. It mixes the pre-television game with the modern one, and UEFA's coefficient does not exist for most of it.

Which leagues. The Big Five in full, plus any league that (a) was in the top 10 of UEFA's five-year coefficient at some season's end in the era, (b) produced a Champions League winner or finalist since 1992, or (c) had a club with a sustained title run, read as roughly 10 straight. That brings in Portugal, the Netherlands, Scotland, Belgium, Turkey, Ukraine, Austria, Greece, Czechia, Russia and Romania on coefficient; Norway (Rosenborg's 13 straight, 1992–2004; Norway was also 10th on coefficient in 1998), Moldova (Sheriff), Croatia (Dinamo Zagreb), Belarus (BATE), Bulgaria (Ludogorets), Latvia (Skonto) and Armenia (Pyunik's 10 straight, 2001–2010) on a sustained run. Switzerland and Denmark were approved directly: neither was ever top 10 (best: Switzerland 11th in 2015, Denmark 12th in 1996). Twenty-five leagues in all.

Season mapping. Calendar-year seasons are matched to the season ending that year, so Norway's 1992 season is the 1992–93 slot. Norway and Latvia played calendar years throughout the era; Russia, Armenia, Belarus and Moldova did for part of it. Croatia, Moldova and Belarus each played a short transitional championship in spring 1992, and Ukraine did too (won by Tavriya Simferopol); Latvia's 1991 title was a Soviet-republic championship. All of these fall outside the window and are not counted.

2 · WHAT COUNTS

One league title per league per season

The championship is the domestic league title, and only the officially recognized champion counts. One league, one title, one season, as the American count used one championship per team-season. Domestic cups, Super Cups and the Europa and Conference League are left out of the headline so that nothing is counted twice. The Champions League is a second, separate championship (section 6), because it is the one competition every league's clubs actually play each other in.

The scandal rule: vacated only. A title or placing is left out only where a competent body actually vacated it. A scandal that drew a fine, a points deduction or a European ban, but left the title standing, does not remove the title. The test is the record, not how grave the scandal was.

- **Out:** Juventus 2004–05 (revoked in Calciopoli; the title was not awarded) and Marseille 1992–93 (stripped in the VA-OM affair; runners-up Paris Saint-Germain refused it, so it is vacant). Italy's 2005–06 title was awarded to Inter.
- **In:** Porto 2003–04 (a six-point deduction in 2007–08 over attempted bribery in two 2003–04 matches; the title was never stripped) and Fenerbahçe 2010–11 (a two-year UEFA ban upheld by the Court of Arbitration for Sport; the Turkish federation never stripped the title).
- **No champion:** the Netherlands 2019–20 (abandoned for COVID; Ajax were top but were not awarded the title), Ukraine 2021–22 (abandoned after the Russian invasion) and Belarus 2022–23 (Shakhtsyor Soligorsk and runners-up Enierhietyk-BGU both stripped for match-fixing by the Belarusian federation on May 11, 2023).
- **Counted, and flagged:** France, Scotland and Belgium 2019–20, each curtailed by COVID with a champion declared (Paris Saint-Germain, Celtic and Club Brugge).
- **Shared:** Armenia's first season, 1992, had joint champions, Homenetmen (now Pyunik) and Shirak. Both count, so Armenia has 34

titles in 33 seasons.

- **Lineages:** Salzburg counts as one club (17 titles: 14 as Red Bull Salzburg, 3 as Austria Salzburg), as RSSSF counts it. Steaua București and FCSB count as one lineage (12 and 2), following RSSSF; Romanian court decisions attribute the older honors to CSA Steaua București, the army club, not to FCSB, a dispute this count does not settle. The Innsbruck clubs are one lineage.

That leaves 821 awarded titles from 826 league-seasons (25 leagues × 33, plus Armenia's shared title), with 5 vacant, won by 158 clubs.

3 · LEAGUE STRENGTH

UEFA's coefficient, year by year

UEFA scores each country every season from its clubs' results in the Champions League, Europa League and Conference League: 2 points for a win and 1 for a draw (halved in qualifying), plus bonus points for reaching later rounds, with the total divided by the number of that country's clubs that took part. The five-year coefficient is the sum of the last five seasons. UEFA uses it to decide how many clubs each country enters in its competitions, and at what stage, so it carries real stakes. It is official, based on results rather than opinion, and published.

The weight. For each title, the weight is the league's five-year coefficient ending in that season, divided by the highest five-year coefficient among the 25 leagues that season. That top league was always Italy, Spain or England. Dividing within the season does not change UEFA's order; it only puts every season on the same scale, which matters because raw coefficients roughly doubled over the era (the top season coefficient was 14.142 in 1993–94, Italy, and 29.464 in 2024–25, England). A five-year window is used rather than a single season, which is noisy: the Netherlands scored 12.50 in 1995–96 on Ajax alone.

Two worked examples. In 1993–94 Italy's five-year total was 62.313 and England's 31.000, so a Premier League title that season weighs 0.497. By 2024–25 England led with 115.196 and Italy had 97.231, so a Serie A title weighs 0.844. A 1990s Serie A title therefore outweighs a 2020s Ligue 1 title (France 0.558 to 0.641 from 2019–20 to 2024–25), which is the distinction the weight exists to draw.

FIGURE 2

League strength, year by year: seven leagues' UEFA five-year coefficient as a share of the strongest league that season

The Big Five, Portugal and the Netherlands. Five-year association coefficient ending in each season, 1992–93 to 2024–25, divided by the top coefficient among the 25 leagues that season (always Italy, Spain or England). 1.00 = the strongest league that season.

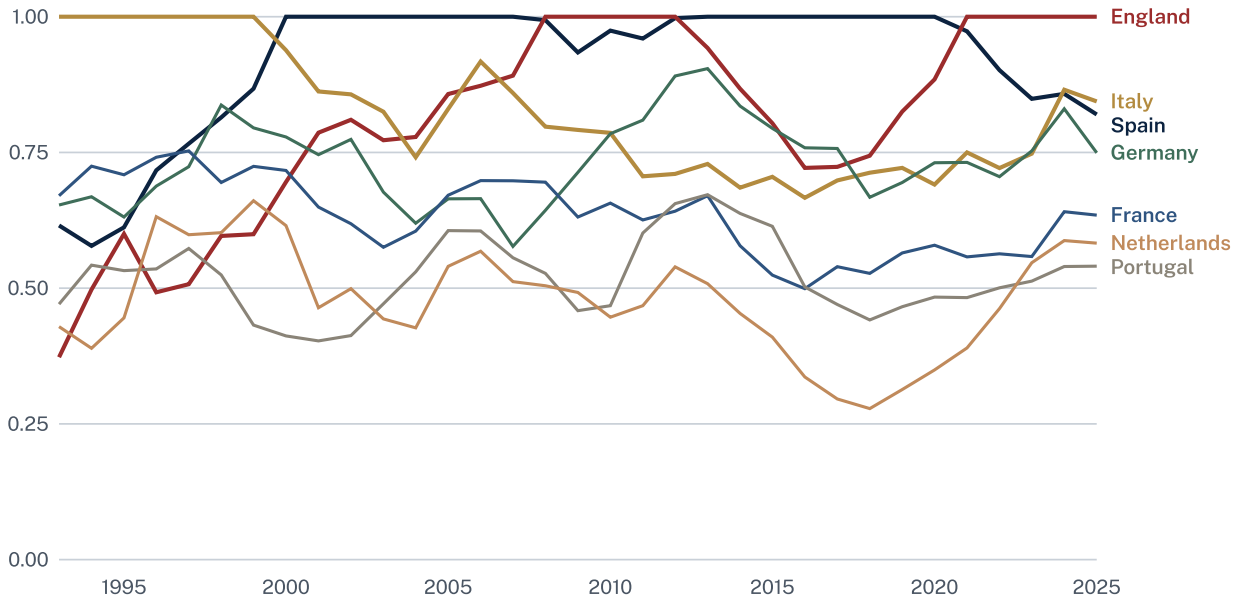

Reading it: this ratio is the weight a league title carries in the headline ranking. Italy leads the 1990s, Spain most of the 2000s and 2010s, England the 2020s. Data: `coefficients_annual.csv`, from kassiesa.net's per-season pages reproducing UEFA's published ranking.

The five leagues at the top, at the end of each five-season block (raw five-year total, then the share of the top league):

BLOCK ENDING	1ST	2ND	3RD	4TH	5TH
1996–97 1992–93 to 1996–97	Italy 60.735 1.000	Spain 46.532 0.766	France 45.733 0.753	Germany 43.949 0.724	Netherlands 36.350 0.599
2001–02 1997–98 to 2001–02	Spain 68.467 1.000	Italy 58.668 0.857	England 55.459 0.810	Germany 52.990 0.774	France 42.352 0.619
2006–07 2002–03 to 2006–07	Spain 76.891 1.000	England 68.540 0.891	Italy 66.088 0.860	France 53.656 0.698	Germany 44.364 0.577
2011–12 2007–08 to 2011–12	England 84.410 1.000	Spain 84.186 0.997	Germany 75.186 0.891	Italy 59.981 0.711	Portugal 55.346 0.656
2016–17 2012–13 to 2016–17	Spain 104.998 1.000	Germany 79.498 0.757	England 75.962 0.723	Italy 73.332 0.698	France 56.665 0.540

BLOCK ENDING	1ST	2ND	3RD	4TH	5TH
2021–22 2017–18 to 2021–22	England 106.641 1.000	Spain 96.141 0.902	Italy 76.902 0.721	Germany 75.213 0.705	France 60.081 0.563
2024–25 2020–21 to 2024–25	England 115.196 1.000	Italy 97.231 0.844	Spain 94.453 0.820	Germany 86.331 0.749	France 73.093 0.635

Five-year association coefficient totals from `coefficients_annual.csv`; every block value was cross-checked against a second source and matched to three decimal places. Among the 25 leagues in scope.

- **Serie A in the 1990s.** Italy was first at the end of 1996–97 by a wide margin (Spain 0.766 of Italy).
- **La Liga in the 2000s and 2010s.** Spain was first at the end of 2001–02, 2006–07 and 2016–17, the last by the widest margin in the set (104.998 to Germany's 79.498).
- **The Premier League later.** England led at the end of 2011–12, but by only 0.224 points over Spain, a virtual tie, and clearly at the end of 2021–22 and 2024–25. At the end of 1996–97 it was only 7th (0.507), so the rise is a genuine reversal.
- Germany and France never top a block (best: Germany 2nd in 2016–17, France 3rd in 1996–97).

4 · THE RANKING

Strength-weighted titles, all 25 leagues

The 821 titles weigh 316.00 in all. The top 30 clubs:

RANK	CLUB	LEAGUE	TITLES	RANK ON TITLES	WEIGHTED
1	Bayern Munich	Germany	22	3rd	16.23
2	Barcelona	Spain	16	11th (joint)	14.41
3	Juventus	Italy	14	17th (joint)	11.00
4	Real Madrid	Spain	11	28th	10.13
5	Porto	Portugal	18	7th	9.57
6	Manchester United	England	13	21st (joint)	9.56
7	Olympiacos	Greece	23	2nd	8.80
8	Manchester City	England	8	34th (joint)	7.44
9	Paris Saint-Germain	France	12	27th	7.06
10	PSV	Netherlands	13	21st (joint)	6.44

RANK	CLUB	LEAGUE	TITLES	RANK ON TITLES	WEIGHTED
11	Galatasaray	Turkey	17	8th (joint)	6.24
12	Milan	Italy	7	38th (joint)	6.17
13	Ajax	Netherlands	13	21st (joint)	6.13
14	Shakhtar Donetsk	Ukraine	15	14th (joint)	6.05
15	Celtic	Scotland	20	5th (joint)	5.82
16	Inter	Italy	7	38th (joint)	5.77
17	Dinamo Zagreb	Croatia	25	1st	5.72
18	Anderlecht	Belgium	13	21st (joint)	5.41
19	Dynamo Kyiv	Ukraine	17	8th (joint)	5.30
20	Salzburg (lineage)	Austria	17	8th (joint)	5.13
21	Rosenborg	Norway	20	5th (joint)	5.02
22	Benfica	Portugal	9	32nd (joint)	4.82
23	Sparta Prague	Czechia	15	14th (joint)	4.81
24	Spartak Moscow	Russia	10	29th (joint)	4.67
25	Lyon	France	7	38th (joint)	4.56
26	Zenit St. Petersburg	Russia	10	29th (joint)	4.27
27	Chelsea	England	5	49th (joint)	4.26
28	FC Copenhagen	Denmark	16	11th (joint)	4.21
29	Rangers	Scotland	13	21st (joint)	4.21
30	Basel	Switzerland	13	21st (joint)	4.10

Among the 25 leagues in scope; not a census of European football. Computed from `champions_by_season.csv` and `coefficients_annual.csv`; the full 158-club table is published as weighted_ranking.csv. “Rank on titles” is the unweighted rank across all 158 clubs.

Within the Big Five the weight barely moves the order. Real Madrid rise from 6th to 4th among Big Five clubs, Manchester United fall from 4th to 5th, Paris Saint-Germain from 5th to 7th, and Manchester City rise from 7th to 6th. Across all 25 leagues the moves are large, and mostly in one direction: long runs in smaller leagues count for less.

- **Down:** Olympiacos from 2nd on titles to 7th weighted; Celtic from joint 5th to 15th; Dinamo Zagreb from 1st (25 titles) to 17th; Sheriff Tiraspol from 4th (21) to 50th (1.82); Rosenborg from joint 5th to 21st; Pyunik from joint 11th (16 titles) to 87th (0.70), the lowest-weighted club with 10 or more titles, on Armenia’s 0.045 average weight.

- **Up:** Real Madrid from 28th on titles to 4th weighted; Manchester City from joint 34th to 8th; Milan from joint 38th to 12th; Chelsea from joint 49th to 27th.
- **Steady:** Porto, 7th on titles and 5th weighted, the only club from outside the Big Five in the weighted top six.

Near-ties. Four places in the top 30 are decided by 0.01 or less: Porto 9.57 and Manchester United 9.56 (5th and 6th); Benfica 4.82 and Sparta Prague 4.81 (22nd and 23rd); Zenit St. Petersburg 4.27 and Chelsea 4.26 (26th and 27th); and FC Copenhagen and Rangers, both 4.21 (28th and 29th, decided by 0.003: 4.212 to 4.209). None of those orders is a firm gap. The Benfica and Sparta order also flips under the partial-window check in section 9.

FIGURE 3

What a league title was worth: average weight per title, by league, 1992–93 to 2024–25

Average of the strength weights (league coefficient ÷ top league's coefficient that season) across each league's awarded titles.

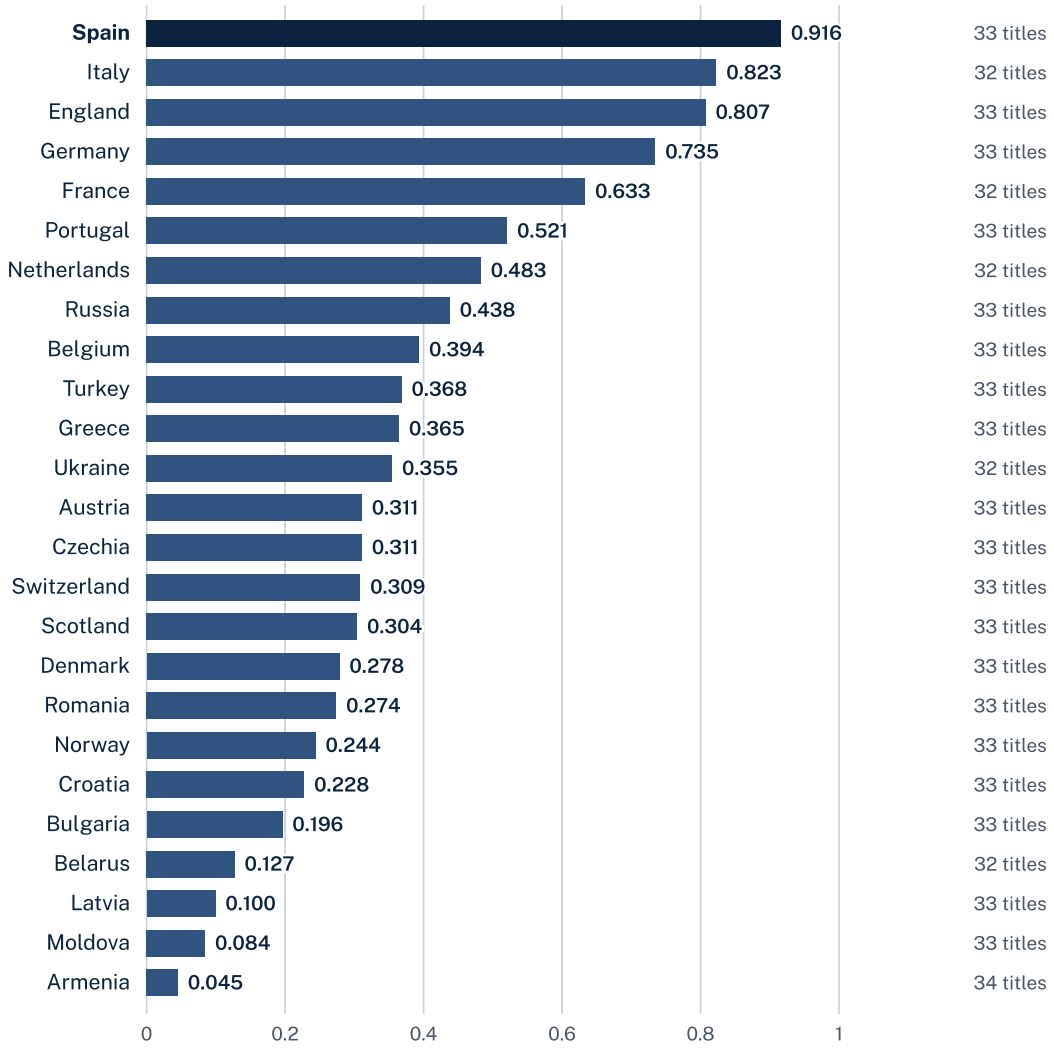

Reading it: a Spanish title in the era was worth, on average, 0.916 of a title in the strongest league that season; an Armenian title 0.045, about one-twentieth as much. The Big Five fill the top five places.

5 · EVERY LEAGUE

How many champions, and what a title was worth

LEAGUE	TITLES	DIFFERENT CHAMPIONS	LEADER	AVERAGE WEIGHT	WEIGHTED TOTAL	IN SCOPE BY	NOTE
Spain	33	5	Barcelona 16	0.916	30.23	Big Five	
Italy	32	6	Juventus 14	0.823	26.33	Big Five	2004–05 not awarded
England	33	7	Manchester United 13	0.807	26.64	Big Five	
Germany	33	7	Bayern Munich 22	0.735	24.25	Big Five	
France	32	10	Paris Saint-Germain 12	0.633	20.27	Big Five	1992–93 vacant
Portugal	33	4	Porto 18	0.521	17.18	coefficient	
Netherlands	32	5	Ajax and PSV 13	0.483	15.44	coefficient	2019–20 abandoned, no champion
Russia	33	7	Spartak Moscow and Zenit St. Petersburg 10	0.438	14.45	coefficient	
Belgium	33	8	Anderlecht 13	0.394	12.99	coefficient	
Turkey	33	6	Galatasaray 17	0.368	12.16	coefficient	
Greece	33	4	Olympiacos 23	0.365	12.03	coefficient	
Ukraine	32	2	Dynamo Kyiv 17	0.355	11.35	coefficient	2021–22 abandoned
Austria	33	6	Salzburg (lineage) 17	0.311	10.27	coefficient	Salzburg counted as one lineage
Czechia	33	5	Sparta Prague 15	0.311	10.26	coefficient	1992–93 is the last Czechoslovak title

LEAGUE	TITLES	DIFFERENT CHAMPIONS	LEADER	AVERAGE WEIGHT	WEIGHTED TOTAL	IN SCOPE BY	NOTE
Switzerland	33	8	Basel 13	0.309	10.18	approved directly	
Scotland	33	2	Celtic 20	0.304	10.03	coefficient	
Denmark	33	7	FC Copenhagen 16	0.278	9.19	approved directly	
Romania	33	9	Steaua / FCSB 14	0.274	9.03	coefficient	
Norway	33	7	Rosenborg 20	0.244	8.06	run (Rosenborg 13 straight); also coefficient	
Croatia	33	4	Dinamo Zagreb 25	0.228	7.51	run (Dinamo Zagreb 11 straight)	
Bulgaria	33	6	Ludogorets Razgrad 14	0.196	6.47	run (Ludogorets 14 straight)	
Belarus	32	8	BATE Borisov 15	0.127	4.07	run (BATE 13 straight)	2022–23 stripped, vacant
Latvia	33	9	Skonto 14	0.100	3.29	run (Skonto 13 straight)	
Moldova	33	6	Sheriff Tiraspol 21	0.084	2.79	run (Sheriff 10 straight)	
Armenia	34	10	Pyunik 16	0.045	1.54	run (Pyunik 10 straight)	1992 joint champions

Titles, champions, leaders, average weight and weighted total computed from the data files. Average weight = weighted total ÷ titles.

Concentration. Croatia is the most concentrated league in the project: 4 champions, and Dinamo Zagreb won 25 of 33 titles (75.8 per 100 seasons, more than Bayern's 66.7). Scotland had only two champions in the era, Celtic (20) and Rangers (13); the last other champion was Aberdeen in 1984–85. Among the Big Five, Spain is the most concentrated (5 different champions) and France the most open (10). Armenia had the most different champions of all, 10.

Long runs. Ludogorets's 14 straight Bulgarian titles (2011–12 to 2024–25) are still running. Rosenborg (1992–2004), BATE Borisov (2006–07 to 2018–19) and Skonto (1992–2004 in the era) each won 13 in a row; Dinamo Zagreb won 11 in a row and Sheriff 10.

6 · EUROPE'S OWN FINAL

The Champions League, the second championship

Thirty-three Champions League titles were won in the era, by 15 different clubs; 21 clubs reached a final.

CLUB	TITLES	RUNNER-UP	FINALS
Real Madrid	9	0	9
Barcelona	4	1	5
Milan	3	3	6
Bayern Munich	3	3	6
Chelsea	2	1	3
Liverpool	2	3	5
Manchester United	2	2	4
Juventus	1	5	6
Ajax	1	1	2
Borussia Dortmund	1	2	3
Inter	1	2	3
Paris Saint-Germain	1	1	2
Manchester City	1	1	2
Marseille	1	0	1
Porto	1	0	1

Also two finals and no title: Atlético Madrid and Valencia. One final and no title: Arsenal, Bayer Leverkusen, Monaco and Tottenham Hotspur. Through 2024–25: Paris Saint-Germain's second title, in 2025–26, falls outside the window. Marseille's 1993 title stands in UEFA's record; UEFA barred Marseille from defending it but never revoked it.

By league: Spain 13 (Real Madrid 9, Barcelona 4), England 7, Italy 5, Germany 4, France 2, the Netherlands 1 and Portugal 1. That is the core of the case for weighting domestic titles: a title in a league that regularly produces Europe's champion is a different achievement from a title in one that does not. Porto (2004) and Ajax (1995) are the only winners from outside the Big Five; without the second-tier leagues they would not appear in this study at all.

PART TWO

Other ways to count

The headline is strength-weighted league titles. The sections below count finishes below first, look at titles per resident, test the weight's weakest point, and look back to 1955–56. None of them feeds into the headline.

7 · CONTENDERS

Counting 2nd, 3rd and 4th places

Titles alone miss the clubs that finish near the top year after year but rarely win. This table counts every top-four finish and scores it the way the project's Missouri high-school study did: 4 points for a title, 3 for 2nd, 2 for 3rd and 1 for 4th, with titles shown alongside so a title-heavy record is not hidden by consistency points. It is a separate table, unweighted, and not part of the headline.

Two measures beside the points. Expected is what equal odds would give: for every season a club spent in its league, the points awarded that season divided by the number of teams. **Ratio** is points divided by expected (1.00 = exactly equal odds), a measure of what a club did with the chances it had. **Per 100** is points per 100 seasons of the 33, so seasons spent outside the top division count against the club. The two diverge where a club was not always present: Manchester City are 9th on ratio (3.46) but 13th on points, because they spent 5 of the 33 seasons outside the Premier League.

The Big Five, top 25 by points

CLUB	LEAGUE	1ST	2ND	3RD	4TH	POINTS	EXPECTED	RATIO	PER 100
Bayern Munich	GER	22	6	3	1	113	18.33	6.16	342.42
Barcelona	ESP	16	10	3	3	103	16.41	6.28	312.12
Real Madrid	ESP	11	13	4	3	94	16.41	5.73	284.85
Manchester United	ENG	13	7	5	1	84	16.36	5.13	254.55
Juventus	ITA	14	5	3	4	81	16.32	4.96	245.45
Paris Saint-Germain	FRA	12	8	1	2	76	16.69	4.55	230.30
Inter	ITA	7	7	4	5	62	16.82	3.69	187.88
Lyon	FRA	7	5	7	3	60	16.69	3.60	181.82
Borussia Dortmund	GER	5	7	5	5	56	18.33	3.05	169.70
Arsenal	ENG	3	9	5	7	56	16.36	3.42	169.70
Milan *	ITA	7	4	6	4	53	16.82	3.15	160.61
Chelsea	ENG	5	4	6	5	49	16.36	2.99	148.48
Manchester City	ENG	8	3	3	1	48	13.86	3.46	145.45
Monaco	FRA	3	4	10	1	45	15.69	2.87	136.36
Liverpool	ENG	2	5	7	7	44	16.36	2.69	133.33
Marseille †	FRA	1	9	3	3	40	15.69	2.55	121.21
Bayer Leverkusen	GER	1	6	6	5	39	18.33	2.13	118.18
Atlético Madrid	ESP	3	2	8	3	37	15.41	2.40	112.12
Roma	ITA	1	9	2	1	36	16.82	2.14	109.09

CLUB	LEAGUE	1ST	2ND	3RD	4TH	POINTS	EXPECTED	RATIO	PER 100
Napoli	ITA	2	4	4	0	28	12.89	2.17	84.85
Valencia	ESP	2	1	5	6	27	16.41	1.65	81.82
Lazio	ITA	1	3	4	5	26	16.82	1.55	78.79
Lille	FRA	2	2	4	3	25	15.02	1.66	75.76
Schalke 04	GER	0	5	4	2	25	16.67	1.50	75.76
Bordeaux	FRA	2	2	0	6	20	15.08	1.33	60.61

* Milan 53, not 56: Italy 2004–05 had no official champion or runner-up, so Milan's 2nd place that season scores nothing (the table still lists it). † Marseille score nothing for the stripped 1992–93 title; Paris Saint-Germain keep 3 points for their 1992–93 2nd place, which stands. Final official tables; Italy's 1993–94 and 1994–95 ties follow RSSSF's goal-difference ordering.

What the points change. Manchester City climb from 18th on top-four finishes to 13th on points, on 8 titles. Arsenal fall from 6th on top-four finishes (24, with 9 second places) to joint 9th on points, level with Borussia Dortmund on 56: consistency without titles. On ratio, Barcelona (6.28) pass Bayern (6.16) despite 10 fewer points, because Germany's 18-team league gives every club a higher expected baseline. Bayern and Barcelona were in the top four in 32 of 33 seasons, Real Madrid in 31. Clubs with top-four finishes but no title in the era include Schalke 04 (11), Sevilla, Fiorentina and Tottenham Hotspur (7 each).

The second-tier leagues (12 leagues), top 25 by points

CLUB	LEAGUE	1ST	2ND	3RD	4TH	POINTS	EXPECTED	RATIO	PER 100
Olympiacos	GRE	23	3	6	1	114	20.47	5.57	345.45
Celtic	SCO	20	10	1	2	114	28.50	4.00	345.45
Porto	POR	18	9	6	0	111	18.89	5.88	336.36
Dynamo Kyiv	UKR	17	12	1	2	108	21.07	5.13	327.27
Shakhtar Donetsk	UKR	15	13	1	2	103	21.07	4.89	312.12
Sparta Prague	CZE	15	10	4	2	100	20.56	4.86	303.03
PSV ‡	NED	13	10	7	3	99	18.11	5.47	300.00
Rangers	SCO	13	13	3	0	97	25.17	3.85	293.94
Rosenborg	NOR	20	2	4	2	96	22.50	4.27	290.91
FC Copenhagen	DEN	16	7	4	1	94	27.52	3.42	284.85
Galatasaray	TUR	17	5	4	2	93	18.22	5.10	281.82
Salzburg (lineage)	AUT	17	7	1	2	93	31.67	2.94	281.82
Ajax	NED	13	10	4	2	92	18.11	5.08	278.79

CLUB	LEAGUE	1ST	2ND	3RD	4TH	POINTS	EXPECTED	RATIO	PER 100
Club Brugge	BEL	10	12	7	2	92	19.44	4.73	278.79
Benfica	POR	9	12	9	2	92	18.89	4.87	278.79
Anderlecht	BEL	13	6	7	4	88	19.44	4.53	266.67
Fenerbahçe	TUR	7	14	4	3	81	18.22	4.44	245.45
Basel	SUI	13	7	3	1	80	29.17	2.74	242.42
Slavia Prague	CZE	8	14	2	1	79	20.56	3.84	239.39
Sporting CP	POR	5	9	12	6	77	18.89	4.08	233.33
Panathinaikos	GRE	4	15	6	3	76	20.47	3.71	230.30
Brøndby	DEN	6	10	7	5	73	27.52	2.65	221.21
Beşiktaş	TUR	6	5	11	7	68	18.22	3.73	206.06
AEK Athens	GRE	4	8	11	5	67	19.36	3.46	203.03
Feyenoord ‡	NED	4	6	12	6	64	18.11	3.53	193.94

‡ Netherlands 2019–20, abandoned with no champion: 2nd, 3rd and 4th places (AZ, Feyenoord, PSV) still score 3, 2 and 1. Ukraine's 2007–08 3rd place (Metalist Kharkiv) was stripped in 2010, confirmed by the Court of Arbitration for Sport in 2013, and is omitted. Final official tables after any play-offs or championship rounds. Belgium 2004–05: Genk 3rd and Standard Liège 4th, as decided by the test match for the UEFA Cup place (RSSSF lists Standard 3rd; both had 70 points).

What the points and the ratio change. Olympiacos and Celtic tie at the top on 114 points; Olympiacos rank ahead on titles. Porto have the best ratio (5.88), ahead of Olympiacos (5.57). Celtic fall from 2nd on points to 15th on ratio and Rangers from 8th to 16th, because Scotland's 12-team league (10 teams from 1994 to 2000) gives every club an expected 28.50 points. Salzburg and Basel also fall on ratio, for the same reason: Austria's 10-team league expects 31.67 points and Switzerland's 29.17. Panathinaikos have the most 2nd places in these leagues (15). Braga finished 4th 15 times and 2nd only once.

The eight leagues added last, top 25 by points

CLUB	LEAGUE	1ST	2ND	3RD	4TH	POINTS	EXPECTED	RATIO	PER 100
Dinamo Zagreb	CRO	25	5	2	0	119	27.76	4.29	360.61
Sheriff Tiraspol	MDA	21	4	1	1	99	28.61	3.46	300.00
Steaua / FCSB	ROU	14	11	3	2	97	20.52	4.73	293.94
BATE Borisov	BLR	15	7	2	0	85	18.22	4.66	257.58
Levski Sofia	BUL	9	11	5	5	84	22.01	3.82	254.55
Pyunik	ARM	16	4	1	5	83	33.70	2.46	251.52

CLUB	LEAGUE	1ST	2ND	3RD	4TH	POINTS	EXPECTED	RATIO	PER 100
Hajduk Split	CRO	5	14	8	3	81	27.76	2.92	245.45
Skonto	LVA	14	5	3	2	79	26.75	2.95	239.39
Dynama Minsk	BLR	8	9	7	4	77	21.93	3.51	233.33
Spartak Moscow	RUS	10	6	4	3	69	20.29	3.40	209.09
Ventspils	LVA	6	6	9	3	63	27.94	2.25	190.91
Zenit St. Petersburg	RUS	10	4	4	2	62	18.49	3.35	187.88
Zimbru Chișinău	MDA	7	5	7	4	61	32.54	1.87	184.85
CSKA Moscow	RUS	6	9	4	2	61	20.29	3.01	184.85
Ludogorets Razgrad	BUL	14	0	0	0	56	10.14	5.52	169.70
CSKA Sofia (original, to 2015–16)	BUL	4	10	5	0	56	14.67	3.82	169.70
Shirak	ARM	4	7	4	4	49	34.95	1.40	148.48
Rijeka	CRO	2	8	5	7	49	27.76	1.76	148.48
Shakhtsyor Soligorsk	BLR	3	6	8	1	47	21.93	2.14	142.42
CFR Cluj	ROU	8	2	3	2	46	13.57	3.39	139.39
Lokomotiv Moscow	RUS	3	6	6	4	46	20.29	2.27	139.39
Dinamo București	ROU	4	4	6	3	43	19.89	2.16	130.30
Banants / Urartu	ARM	2	5	8	3	42	29.92	1.40	127.27
Liepājas Metalurgs	LVA	2	8	4	1	41	19.83	2.07	124.24
Rapid București	ROU	2	3	5	7	34	15.69	2.17	103.03

Belarus 2022–23: 1st and 2nd vacant, BATE 3rd and Dynama Minsk 4th score 2 and 1. Armenia 1992: both joint champions score 4 and nobody scores 3. Dinamo Zagreb includes Croatia Zagreb.

What the ratio changes. Ludogorets have the best ratio of any club in these leagues, 5.52: 14 titles in 14 top-flight seasons, against 10.14 expected. Dinamo Zagreb are 1st on points but 4th on ratio. Small leagues raise the baseline: Armenia's league spent a decade with 8 teams, so Pyunik fall from 6th on points to a 2.46 ratio, and Skonto, 8th on points, rank 13th by ratio within this top 25 (2.95). Shirak and Banants / Urartu (both 1.40) are the long-present, few-titles cases. Every club in all three tables beat equal odds.

8 · POUND FOR POUND

Titles per million residents

The European counterpart of the American count's per-resident view. Population is the club's metro area, not its city, because European city limits are arbitrary (the city of Paris holds about 2.1 million people, the city of London about 8.9 million). The measure is Eurostat's functional urban area (a city plus its commuting zone), dataset `urb_lpop1`, with the year stated for every figure. A club needs at least 3 league titles in the era to be ranked, so a single title from a small place cannot top the list: Leicester City (1 title, 1.1 per million) and Blackburn Rovers (1, 3.5) are listed here, not ranked. This index is kept separate from the strength weight; combining them would discount small-league clubs twice.

FIGURE 4

Most with the least: league titles per million people in the club's metro area, 1992–93 to 2024–25

Clubs with at least 3 titles in the era and a Eurostat functional urban area (FUA). Metro population in millions, with its year, at right.

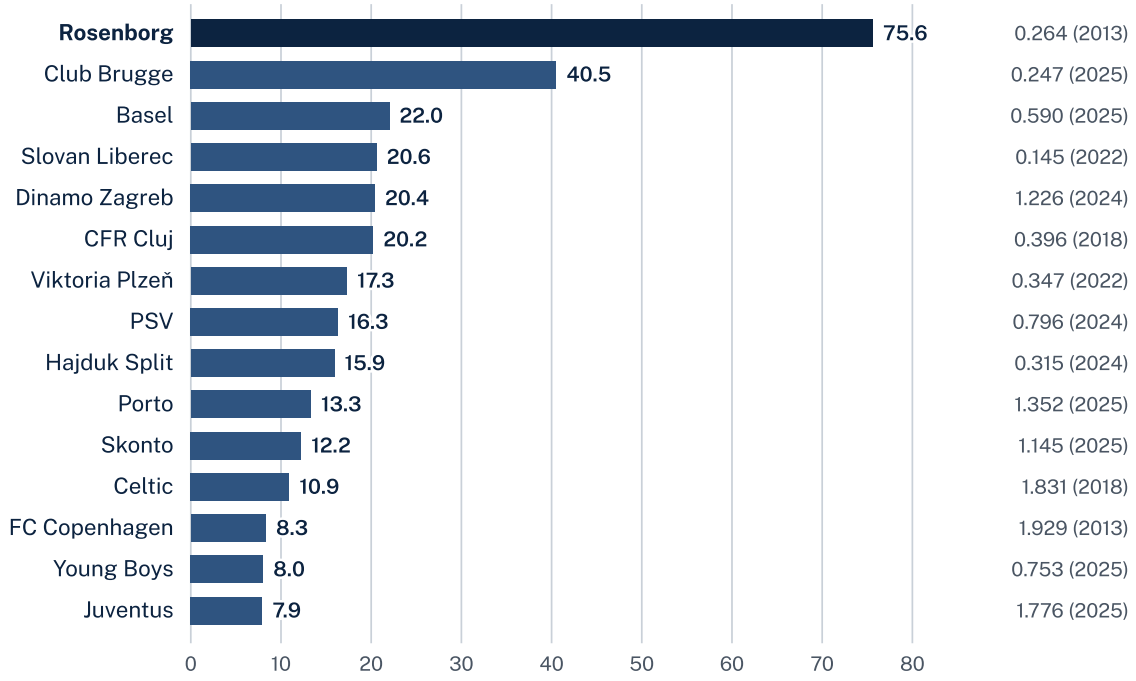

Reading it: Rosenborg's 20 titles from a Trondheim metro of about 264,000 give 75.6 titles per million, about 1.9 times Club Brugge's 40.5. Liberec's and Cluj's figures depend on how Eurostat drew their metro areas (see the notes under the table). Clubs without a Eurostat FUA, including Salzburg, are listed separately and not ranked.

RANK	CLUB	METRO AREA	TITLES	METRO POPULATION (MILLIONS, YEAR)	TITLES PER MILLION
1	Rosenborg	Trondheim	20	0.264 (2013)	75.6
2	Club Brugge	Bruges	10	0.247 (2025)	40.5
3	Basel	Basel	13	0.590 (2025)	22.0
4	Slovan Liberec ⚠	Liberec	3	0.145 (2022)	20.6
5	Dinamo Zagreb	Zagreb	25	1.226 (2024)	20.4

RANK	CLUB	METRO AREA	TITLES	METRO POPULATION (MILLIONS, YEAR)	TITLES PER MILLION
6	CFR Cluj ⚠	Cluj-Napoca	8	0.396 (2018)	20.2
7	Viktoria Plzeň	Plzeň	6	0.347 (2022)	17.3
8	PSV	Eindhoven	13	0.796 (2024)	16.3
9	Hajduk Split	Split	5	0.315 (2024)	15.9
10	Porto	Porto	18	1.352 (2025)	13.3
11	Skonto ⚠	Riga	14	1.145 (2025)	12.2
12	Celtic	Glasgow	20	1.831 (2018)	10.9
13	FC Copenhagen	Copenhagen	16	1.929 (2013)	8.3
14	Young Boys	Bern	6	0.753 (2025)	8.0
15	Juventus	Turin	14	1.776 (2025)	7.9
16	Bayern Munich	Munich	22	3.002 (2025)	7.3
17	Rangers	Glasgow	13	1.831 (2018)	7.1
18	AaB	Aalborg	4	0.580 (2013)	6.9
19	Sparta Prague	Prague	15	2.217 (2022)	6.8
20	Olympiacos	Athens	23	3.828 (2011)	6.0
21	Levski Sofia	Sofia	9	1.535 (2025)	5.9
22	Steaua / FCSB ⚠	Bucharest	14	2.479 (2018)	5.6
23	Borussia Dortmund	Dortmund	5	1.122 (2025)	4.5
24	Ajax	Amsterdam	13	2.989 (2024)	4.3
25	Manchester United	Manchester	13	3.348 (2018)	3.9

Ranked clubs 26 to 49: Anderlecht 3.8, Slavia Prague 3.6, Brøndby 3.1, Lyon 3.05, Benfica 2.85, Barcelona 2.83, Rīga FC and RFS 2.62, CSKA Sofia 2.61, Grasshopper 2.5, Manchester City 2.4, Feyenoord 2.1, Zürich 2.0, Dinamo București 1.61, Sporting CP 1.58, Real Madrid 1.5, Milan and Inter 1.4, Panathinaikos and AEK Athens 1.0, Paris Saint-Germain 0.9, Atlético Madrid 0.40, Chelsea 0.40, Arsenal 0.24.

- **Rosenborg are first on any reasonable figure.** Rosenborg is a district of Trondheim, Norway's third-largest municipality, not a suburb of a larger city. Norway's Eurostat figures stop in 2013; on the wider commuting region (about 310,000 in 2022) Rosenborg would score 64.5, still first.
- ⚠ **Liberec:** 20.6 depends on the metro boundary Eurostat has used since 2016 (145,475 in 2022). On the earlier boundary (262,531 in 2015) it

is 11.4.

- ⚠ **Cluj-Napoca and Bucharest:** Romania's metro figures stop at 2018, under a different definition. On a 450,000 metro, CFR Cluj would score 17.8, still in the top 10.
- ⚠ **Riga:** the 2025 figure (1,144,747) jumps 24% in one year on a change in the series, not population growth. On the 2024 figure (923,604) Skonto would score 15.2 and take 10th place from Porto.
- **Older figures:** the United Kingdom's metro figures stop at 2018, Denmark's and Norway's at 2013 and Greece's at 2011.
- **Today's population against titles won since 1992.** Metros changed over the era; an era-average population would be the fuller version.

Not ranked: no Eurostat metro figure. Thirty clubs with 3 or more titles have no current Eurostat functional urban area (Turkey's stop in 2004, too old to rank), and their best available figures are not comparable. Austria has none in the dataset: on the Salzburg agglomeration (235,089) Salzburg would score 72.3, just below Rosenborg, and on the whole state of Salzburg (573,526) 29.6. Clubs measured only by a town or municipality, with no commuting zone, would top the index misleadingly and are not ranked: Ludogorets (Razgrad, 502.0 per million), Ventspils (183.4), Sheriff (Tiraspol, 166.3), Molde (152.4), BATE Borisov (Barysaw, 111.3), Monaco (the principality, 78.2), Bodø/Glimt (74.5), Genk (58.8), Midtjylland (Herning, 44.4) and Shirak (Gyumri, 35.6). On other figures: Shakhtar Donetsk 16.6 and Dynamo Kyiv 5.8 (city populations, 2022), Pyunik 13.0 (Yerevan, OECD 2020), Galatasaray 1.5 (Istanbul, 2004).

9 · PARTIAL WINDOWS

Leagues that joined UEFA late

Seven leagues did not have a full five-season coefficient at the start of the era. Ukraine, Latvia, Moldova, Croatia, Belarus and Armenia entered UEFA's competitions after the coefficient window opened, and the Czech Republic's record starts afresh after the split from Czechoslovakia. Their early published totals cover one to four seasons, not five, so titles won in those years carry very low weights: Dynamo Kyiv's first four titles, 1992–93 to 1995–96, weigh between 0.06 and 0.26 each, and Sparta Prague's 1993–94 title 0.016. That is faithful to UEFA's published ranking, which the headline uses as published, but it understates those titles against leagues with full windows.

So the study runs a check, labeled as a check: each partial-window title is re-weighted at its league's first full-window total (Czechia 28.166 in 1998, Ukraine 17.998 in 1997, Croatia 26.166 in 1998, and so on), divided by that season's top league as before. Nothing else changes. Five early cells rest on decided proxies: Moldova, Croatia and Belarus 1992–93 use their 1993–94 totals, and Armenia's first two seasons use its 1994–95 total, because no earlier totals exist.

The total rises from 316.00 to 320.44, about 1.4%. The top 10 do not change. Fourteen clubs move at all, and seven by 0.30 or more:

CLUB	LEAGUE	HEADLINE	SENSITIVITY	CHANGE	RANK
Sparta Prague	Czechia	4.81	5.72	+0.91	23rd → 19th
Dinamo Zagreb	Croatia	5.72	6.43	+0.72	17th → 11th
Dynama Minsk	Belarus	0.67	1.38	+0.71	90th → 60th
Hajduk Split	Croatia	1.01	1.60	+0.59	73rd → 55th
Dynamo Kyiv	Ukraine	5.30	5.87	+0.57	19th → 16th

CLUB	LEAGUE	HEADLINE	SENSITIVITY	CHANGE	RANK
Skonto	Latvia	1.75	2.13	+0.38	51st → 43rd
Zimbru Chișinău	Moldova	0.42	0.72	+0.30	104th → 86th
Slavia Prague	Czechia	2.39	2.57	+0.18	38th → 37th
Pyunik	Armenia	0.70	0.69	−0.01	87th → 90th
FC Yerevan	Armenia	0.08	0.04	−0.04	151st → 156th

Recomputed from the data files. Armenia moves the other way: its first full window (1999, 2.416) is lower than its 1996, 1997 and 1998 totals, so the check lowers some Armenian titles. Shakhtar Donetsk, Sheriff Tiraspol and BATE Borisov won no titles in a partial window and are unchanged.

The check settles one near-tie and creates another. Sparta Prague (5.72) pass Benfica (4.82), so the headline order at 22nd and 23rd rests entirely on Czechia's partial window. Dinamo Zagreb rise to 6.43, 0.01 short of PSV's 6.44 for 10th. The check is an upper bound, not a correction: leagues such as Croatia really did improve over those years (from 4.000 in 1994 to 26.166 in 1998), so applying a later season's strength to the whole early window overstates them. The headline stays as published.

10 · THE LONG VIEW

Back to 1955–56, unweighted

This appendix answers what the headline cannot: what the whole European Cup era looks like, from 1955–56. It is unweighted on purpose. UEFA's coefficient only exists from 1979, so the headline weight cannot cover the window, and this is a secondary view. From 1955–56 to 1991–92, the same 25 leagues awarded 665 national-league titles; with the headline era's 821, that is 1,486 in all.

RANK	CLUB	1955–56 TO 1991–92	1992–93 TO 2024–25	ALL-TIME
1	Olympiacos	14	23	37
2	Celtic	15	20	35
3	Bayern Munich	11	22	33
4	Real Madrid	21	11	32
5	Benfica	21	9	30
5	Dynamo Kyiv †	13	17	30
7	Ajax	15	13	28
7	Anderlecht	15	13	28
9	CSKA Sofia	23	4	27
9	Dinamo Zagreb †	2	25	27
9	Juventus	13	14	27
9	Porto	9	18	27

RANK	CLUB	1955–56 TO 1991–92	1992–93 TO 2024–25	ALL-TIME
9	Rangers	14	13	27
14	Rosenborg	6	20	26
15	Galatasaray	8	17	25
15	Steaua / FCSB	11	14	25
17	Sparta Prague	9	15	24
18	PSV	10	13	23
19	Barcelona	6	16	22
20	Sheriff Tiraspol	0	21	21
21	Basel	7	13	20
22	Austria Wien	15	4	19
22	Fenerbahçe	12	7	19
24	Club Brugge	8	10	18
24	Dinamo București	14	4	18
24	Levski Sofia	9	9	18

† The earlier column for Dynamo Kyiv (13) and Dinamo Zagreb (2) counts Soviet and Yugoslav league titles. Those were shared leagues, not national leagues, so they are top-flight titles but are not part of the 665 or the 1,486. On Ukrainian titles alone Dynamo Kyiv have 17. Red Star Belgrade (17) and Partizan Belgrade (9), whose titles are all Yugoslav, rank joint 27th and joint 56th on the same basis: the table counts every Soviet and Yugoslav club's pool titles, as decided for Dynamo Kyiv, and these two are the only clubs from outside the 25 leagues with 7 or more. Turkey had no national champion in 1955–56; Turkey's Federation Cup titles of 1956–57 and 1957–58 (both Beşiktaş) count as league titles, and Bulgaria's calendar-1958 and 1958–59 titles both count. Germany's titles are West German, and before 1963 were decided by a final tournament among regional leagues.

- **Real Madrid's early dominance is what the modern era misses most.** 21 Spanish titles before 1992–93, 11 after, and the first five European Cups. All-time they are 4th on league titles but 1st on European Cups, 15.
- **Before 1992, England's story is Liverpool's.** Liverpool won 13 titles in the window and 4 European Cups; 13 of Manchester United's 17 league titles came after 1992.
- **Benfica, not Porto, lead Portugal all-time,** 30 to 27, on 21 titles before 1992 and the 1961 and 1962 European Cups.
- **The smaller-league dynasties are old.** Olympiacos (14 before 1992, 23 after; 37 all-time, the most of any club in scope), Celtic (15 and 20) and Anderlecht (15 and 13) continued their runs in the modern era rather than starting them.

- **Clubs the modern era misses:** Dukla Prague (10 Czechoslovak titles), Saint-Étienne (10 French titles, none since 1981), Borussia Mönchengladbach (5 German titles, 1969–77) and Nottingham Forest (two European Cups).

European Cup and Champions League, 1955–56 to 2024–25: Real Madrid 15, Milan 7, Liverpool 6, Bayern Munich 6, Barcelona 5, Ajax 4, Inter 3, Manchester United 3; 2 each for Benfica, Juventus, Nottingham Forest, Porto and Chelsea; 1 each for 11 other clubs. Seventy finals in all.

11 · THE CASE AGAINST

Where the weight could mislead

The strongest objections to the method, stated as their holders would state them.

"A title is a title." Every champion beat everyone it was asked to beat. Weighting tells Dinamo Zagreb's supporters that their 25 titles are worth less than Manchester City's 8 (5.72 against 7.44), on the strength of results by other Croatian clubs in European games. The answer here is to keep the unweighted count beside every weighted figure, so a reader who rejects the weight loses nothing.

The coefficient measures a league's depth, not its champion. It adds up the European results of every club a country enters, including mid-table clubs in the Europa and Conference Leagues. A league with one great club and a weak middle can be underrated; a league whose mid-table clubs collect Conference League points (since 2021, a competition with many entrants) can look stronger than its top end. A champion's own Champions League record would measure the champion more directly, but it is sparse and winner-take-all: only 33 titles in the era, so a strong league could in principle go years without one.

A dominant club is judged partly on itself. A club's own European results feed its league's coefficient, so a club that dominates a smaller league and does well in Europe raises the weight of its own titles.

Every weight depends on the strongest league. Each season's weights are divided by that season's top league, so one league's peak lowers everyone else's weights. Spain's 105.713 in 2015–16 lowered every other league's weight that season with no change in those leagues.

The scope rule and the weight pull against each other. Seven leagues are in the study because one club ran off a long streak of titles (Rosenborg, Sheriff, Dinamo Zagreb, BATE, Ludogorets, Skonto and Pyunik), and the weight then discounts exactly those runs. The study keeps both on purpose: the scope rule makes those clubs visible, and the unweighted count shows their runs in full.

The five-year window lags. It blends a league's strength now with its strength four years ago, and it understates leagues that joined UEFA late (section 9).

UEFA's method changed. Qualifying points were halved from 1999, new Champions League bonuses came in 2004, the current method dates from 2009, the Cup Winners' Cup ended in 1999, the Conference League began in 2021 and a new league phase came in 2024–25. Because every league is measured by the same method in a given season, dividing within the season absorbs most of each change, but raw values cannot be compared across decades.

Why not weigh by league size instead? Equal odds (one title per number of teams) measure how hard a title was to win inside a league, not how strong the league was: a 20-team weak league and a 20-team strong league would score the same. Equal odds are used here where they belong, in the finishes table's expected points.

None of these objections is fatal to using UEFA's coefficient. It governs which clubs play in Europe and at what stage, it is based on results, and anyone can reproduce the weights from its published totals. The study uses it as published and does not reweight the competitions.

12 · WHAT THIS STUDY COULD NOT SETTLE

Gaps and cautions

- **The coefficient's provenance.** No historical figure was read directly from a UEFA table; UEFA.com was read only for the method. The historical totals come from kassiesa.net's per-season pages, which reproduce UEFA's published ranking. All 56 block figures (seven blocks, eight leagues) matched a second source to three decimal places, and an independent re-scrape of kassiesa.net matched all 820 non-proxy cells of the annual file to 0.001. That re-scrape confirms the same source; it is not a check against UEFA's own historical records. A second-source read-back of the annual values between the block years has not been done for every season.
- **Five proxy cells.** Moldova, Croatia and Belarus have no published total for 1992–93; their 1993–94 totals are used (1.000, 4.000 and 1.500). Armenia has none for 1992–93 or 1993–94; its 1994–95 total (1.000) is used. These are the only cells in the annual file with no published value of their own.
- **Czechia's 1992–93 total** is Czechoslovakia's (19.750), the federation whose last title Sparta Prague won that season. Russia's 1992–93 total (31.000) is as published and includes Soviet-era seasons.
- **Big Five champions** were read through compilations citing the leagues' own rolls of honor, cross-checked against several independent lists; a direct RSSSF or league-site spot-check, especially for the two revoked seasons, is still advisable.
- **Finishes below first.** Spain's full 2nd-to-4th list comes from one compilation, with eight or more seasons spot-checked against RSSSF and the league with no discrepancy. Portugal's and the Netherlands' full lists, Switzerland's 4th places and Scotland's 4th places since 1999–2000 rest on the same kind of compilation, with unusual finishes spot-checked. The 2nd-to-4th finishes in the eight leagues added last have not been re-sourced season by season.
- **Not independently checked by a second reviewer:** the per-club expected-point baselines and the full ratio table for the eight leagues added last (so Skonto's ratio rank is given here only within the printed top 25); the details of the Belarus 2022–23 stripping; and Levski Sofia's reinstated 1984–85 title and all-time count, which bear on the long view.
- **Armenian lineages.** Some Armenian clubs' histories (Tsement, Gandzasar, Ulisses and FC Yerevan) admit more than one reading; the finishes tables use the primary reading.
- **Yugoslavia 1986–87.** Sources differ on how many clubs began the season on a six-point deduction (RSSSF ten, Wikipedia twelve); it does not change any title.
- **The European Cup list before 1992** was cross-checked across at least two compilations per section; a direct read of UEFA's roll of honor is still advisable.

- **Germany 1992–93:** Eintracht Frankfurt 3rd and Borussia Dortmund 4th follow the official two-points-for-a-win table; one source applies three points retroactively and swaps them.
- **Metro populations** are today's, set against titles won since 1992, and several are old or affected by boundary changes (section 8).

13 · METHOD

How the numbers were built

Titles. Every season's champion in all 25 leagues, 1992–93 to 2024–25, from RSSSF's List of Champions pages read in full and cross-checked against Wikipedia's champion lists, with no disagreement in the window; the Big Five from compilations citing the leagues' own records, cross-checked. One row per league-season in `champions_by_season.csv` (826 rows: 821 awarded, 5 vacant).

Weights. `w(L, s) = C(L, s) ÷ C(max, s)`, where `C(L, s)` is league L's UEFA five-year association coefficient ending in season s and `C(max, s)` the highest among the 25 leagues that season. Annual coefficients in `coefficients_annual.csv` (33 seasons × 25 leagues), from kassiesa.net's per-season pages reproducing UEFA's published ranking; the five proxies in `coefficients_proxies.csv`. A club's weighted total is the sum of its titles' weights: 316.00 for all 821 titles (315.9986 unrounded).

Unweighted rate. Titles per 100 seasons = titles ÷ 33 × 100.

Finishes. Points 4-3-2-1 from final official tables, after play-offs or championship rounds; expected points under equal odds from each season's league size and each club's seasons in the top division.

Metros. Eurostat `urb_lpopl`, direct pull of November 27, 2026 (dataset updated November 12, 2026), with the year shown for each figure.

Checks. Mack, an AI agent, rebuilt the weighting from the data files independently and matched every club total to four decimals, and his own scrape of kassiesa.net matched the annual file. Action Claude, a second AI agent, reproduced the 316.00 headline and the 320.44 sensitivity from the same files, and recounted the title lists for the original 17 leagues and the Champions League table. Every table on this study that can be computed from the data files was recomputed for the study and checked against the research brief. Patrick Ishmael made each judgment call in the method, including the era, the scope rule, the scandal rule and the weight.

Data. weighted_ranking.csv (all 158 clubs) · champions_by_season.csv · coefficients_annual.csv · coefficients_proxies.csv

14 · SOURCES

Sources

1. RSSSF, List of Champions pages for each league in scope, read in full November 27, 2026, cross-checked against Wikipedia's champion lists for the same leagues. rsssf.org
2. Big Five champions: Lega Serie A roll of honor (via Vertize Sports); LFP Palmarès (via Wikipedia, List of French football champions); Premier League, La Liga and Bundesliga champions tables; cross-checked against FBref, Reuters and other lists.
3. UEFA, Champions League honors and the UEFA Champions League Statistics Handbook 2022/23; RSSSF, European Competitions archive. uefa.com
4. UEFA, Access list and coefficient regulations, Annex D (calculation method and five-season window). uefa.com
5. Bert Kassies, UEFA European Cup Coefficients Database, country ranking per season, 1993 to 2025 (kassiesa.net/uefa/data/method{N}/crank{YYYY}.html), reproducing UEFA's published ranking. kassiesa.net
6. Eurostat, Population on 1 January by functional urban area (`urb_lpop1`), pulled November 27, 2026. ec.europa.eu
7. OECD, Functional urban areas (2022) and Metropolitan Database, used only where Eurostat has no figure.
8. Statistik Austria (via citypopulation.de), Statistics Norway, Statbel, Statistics Denmark, the State Statistics Committee of Ukraine and national statistics offices for the municipality and city figures listed as not ranked.
9. Court of Arbitration for Sport, Metalist Kharkiv award, August 2, 2013; Belarus Football Federation decision of May 11, 2023; FIGC decision of July 26, 2006 (Italy 2005–06).

10. Prompt Inquiry, Working Paper No. 2026-10 (American major-league champions), for the counting conventions carried over.

DISCLOSURES

Disclosures and citation

Prompted and verified by Patrick Ishmael, Founding Prompter, for Prompt Inquiry, a project of the Ishmael Policy Institute. Drafted with AI assistance (Claude and Mia; review by Mack and Action Claude) under the prompter's direction. Version 1.0, published November 27, 2026. Sources, method, and corrections are published with this study. See the Institute Charter for the verification standard.

Question from Patrick Ishmael, a soccer fan.

ABOUT THE PROMPTER

Patrick Ishmael is the founder of the Ishmael Policy Institute and Prompt Inquiry's Founding Prompter and Editor. He has spent most of his career in and around Missouri public policy. He worked on political campaigns, and from May 2011 to January 2024 he worked at the Show-Me Institute, a Missouri public policy organization, where he wrote on state and local government and testified before Missouri legislative committees. Today he is a financial advisor and a Missouri attorney. He holds honors degrees in finance and political science from Saint Louis University and a law degree from Saint Louis University School of Law. Several of the questions he revisits here began as his own student work there.

This bio is the prompter's disclosure. It is the same on every study he leads.

Published under the charter. This study was prompted, verified and published under the Institute Charter. The research package was verified by Mack and Action Claude, AI agents, on November 27, 2026, each rebuilding the headline figures from the published data. Its versioning begins at 1.0, and any later change is recorded in the change log.

Prompt Inquiry is a project of the Ishmael Policy Institute, an independent research project of its founder. It is not a nonprofit or tax-exempt organization, a university, or an advocacy group. It is currently self-funded and takes no clients for its research. It is open to patron support, though by its nature not dependent on it, and any support will be disclosed. This study is public research, not legal, financial, tax, or other professional advice, and reading it does not create a client relationship.

Working papers. Working papers are complete, checkable studies by the standard in the Institute Charter. They are not peer-reviewed in the academic sense. Each publishes its question, sources, method, and what it could not find, so a reader can check the central claims without taking the Institute's word for them.

Corrections. To flag a possible error, write to patricksassistants@gmail.com with the paper number, where in the paper, what is wrong, and the source that shows it. Flags are acknowledged within seven days and answered within 30.

Reuse. Published under the Creative Commons Attribution 4.0 International license (CC BY 4.0, creativecommons.org/licenses/by/4.0). Anyone may share and adapt this study, including commercially, with attribution to the prompter and Prompt Inquiry.

CITE THIS PAPER

> Patrick Ishmael (prompter), "Bayern, Barcelona, Juventus, Real Madrid — and Then Porto," Working Paper No. 2026-12, Prompt Inquiry, a project of the Ishmael Policy Institute, version 1.0.